



Alaska Department of Health and Social Services

 search

- Home
- Divisions and Agencies
- Services
- News
- Contact Us
- COVID-19 Resources

Health and Social Services > Public Health > Epidemiology > Infectious Disease > COVID-19: Monitoring

Coronavirus Disease 2019

About COVID-19:

- > COVID-19 Homepage
- > Case Counts
- > About Human Coronaviruses
- > Media & Communications

What to do:

- > If you are sick
- > If you may have been exposed

Resources for:

- > General Public
- > Health Care
- > Specific Groups

Stay informed:

Subscribe to DHSS's updates by email or text:

- > COVID-19 Health Alerts
- > DHSS Press Releases

Questions?



Get Connected. Get Answers.

For non-clinical questions, call 2-1-1.

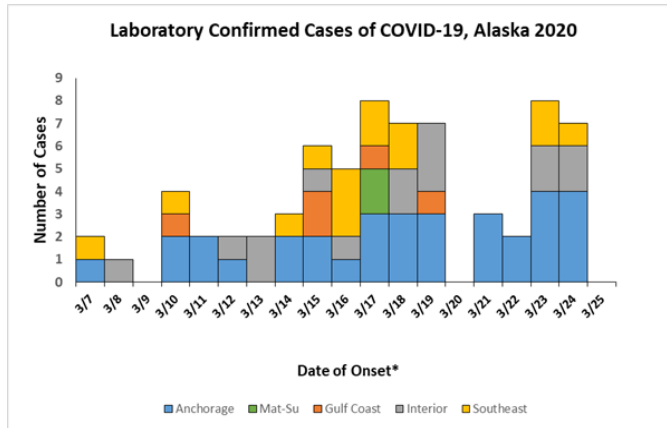


Case Counts

How many cases are there?

- > WHO's global situation reports
- > CDC's U.S. case counts

Confirmed cases in Alaska by region



*Cases are assigned by date of onset, diagnosis, or report — whichever is earliest; therefore, case counts may be updated as new data become available.

- > **Cumulative number of cases hospitalized to date: 03**
- > **Cumulative number of deaths to date: 01**
- > **Updated March 26, 2020;** updates made daily by 5pm and reflect cases reported as of 3pm that day.

Case by Residence* and Presumed Exposure Source

	Travel-Related	Non-Travel	Close Contact	Pending	Total
Municipality of Anchorage	15	5	3	10	33
Anchorage (including JBER)	14	4	3	9	30
Eagle River/Chugiak	1	1	0	1	3
Gulf Coast	3	0	2	0	5
Homer	1	0	0	0	1
Seward	1	0	0	0	1
Sterling	0	0	2	0	2

Section of Epidemiology

- Home
- Conditions Reportable
- Epidemiology Bulletins
- Contact Us

Programs

- Environmental Public Health
- Health Impact Assessment
- HIV/STD
- Immunization
- Infectious Disease
- Injury Surveillance

Infectious Disease

- Home
- Food and Waterborne Diseases
- Healthcare Associated Infections
- Hepatitis Prevention
- Homelessness and Health
- Influenza
- Syndromic Surveillance
- Tuberculosis Control
- Vaccine-Preventable Diseases (VPD)
- Epi Procedure Manual

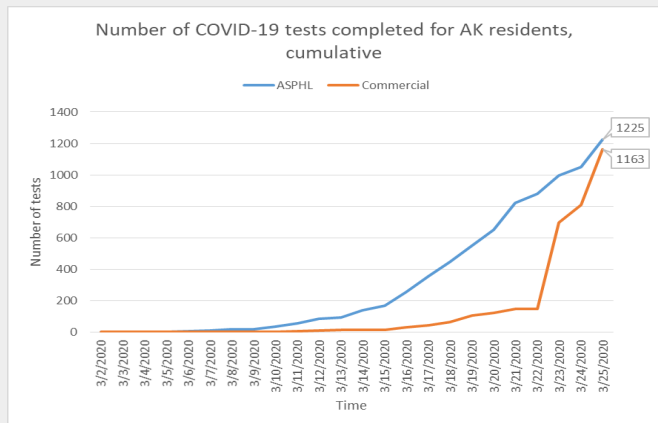
Soldotna	1	0	0	0	1
Interior	4	2	6	3	15
Fairbanks	3	2	4	1	10
North Pole	1	0	2	2	5
Mat-Su	2	0	0	0	2
Palmer	2	0	0	0	2
Northern	0	0	0	0	0
Southeast	2	3	9	0	14
Juneau	1	1	1	0	3
Ketchikan	1	2	8	0	11
Southwest	0	0	0	0	0
TOTAL	26	10	20	13	69

*Case residence may not always reflect location of exposure or testing.

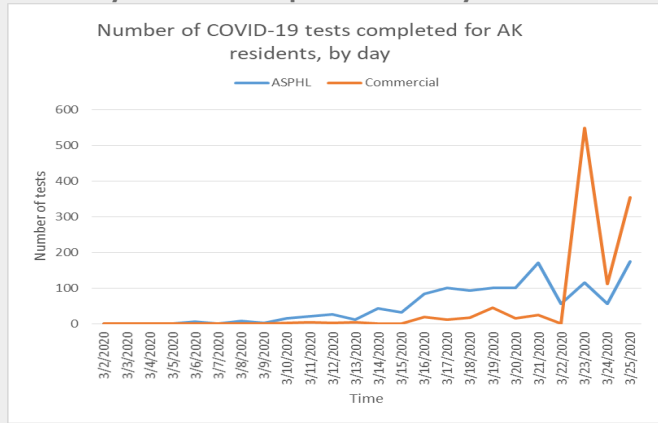
- › **Region:** Economic regions definitions
- › **Travel-related:** Exposure/source of the virus was outside of Alaska.
- › **Pending:** Under investigation
- › **Updated March 26, 2020;** updates made daily by 5pm and reflect cases reported as of 3pm that day.

COVID-19 tests for Alaska residents

How many tests were completed in total?



How many tests are completed each day?



CDC Case Counts

Thank you for your patience while this page loads. Embedded content brought to you through CDC content syndication:

COVID-19 Case Counts: CDC Content Syndication

Alaska Department of Health & Social Services 

[Contacts](#) [Accessibility](#) [Public Notices](#) [Staff](#) [Webmaster](#)

[Alaska Pioneer Homes](#) [Alaska Psychiatric Institute](#) [Behavioral Health](#) [Finance & Management Services](#) [Health Care Services](#) [Juvenile Justice](#) [Office of Children's Services](#) [Public Assistance](#) [Public Health](#) [Seniors & Disabilities Services](#) [Substance Misuse and Addiction Prevention](#)

[State of Alaska](#) [myAlaska](#) [My Government](#) [Resident](#) [Business in Alaska](#) [Visiting Alaska](#) [State Employees](#) State of Alaska | © 2019 | [Webmaster](#)

